




# MULTI-POINT VEHICLE INSPECTION

Name: \_\_\_\_\_ Year/Model: \_\_\_\_\_ Date: \_\_\_\_\_

Repair Order #: \_\_\_\_\_ VIN (last 8 digits): \_\_\_\_\_ Odometer: \_\_\_\_\_ Tag#: \_\_\_\_\_ License#: \_\_\_\_\_

Checked and OK		May Require Attention Soon		Requires Immediate Attention				
<b>WIPER BLADES</b>  <div style="display: flex; justify-content: space-around;"> <div style="text-align: center;"> <div style="background-color: #008000; width: 15px; height: 15px; margin-bottom: 2px;"></div> <div style="background-color: #ffff00; width: 15px; height: 15px; margin-bottom: 2px;"></div> <div style="background-color: #ff0000; width: 15px; height: 15px;"></div> </div> <div style="text-align: center;"> <b>RF</b>  <b>LF</b>            Rear (if applicable)            Minutest condition            Cracks _____ Chips _____         </div> </div>			<div style="display: flex; justify-content: space-between;"> <div> <div style="background-color: #008000; width: 15px; height: 15px; margin-bottom: 2px;"></div> <div style="background-color: #ff0000; width: 15px; height: 15px; margin-bottom: 2px;"></div> <div style="background-color: #ff0000; width: 15px; height: 15px;"></div> </div> <div>           OnStar active            Enrolled in OVD            Enrolled in DMV         </div> <div style="text-align: center;">  </div> <div> <div style="background-color: #008000; width: 15px; height: 15px; margin-bottom: 2px;"></div> <div style="background-color: #ffff00; width: 15px; height: 15px; margin-bottom: 2px;"></div> <div style="background-color: #ff0000; width: 15px; height: 15px;"></div> </div> <div>           Service History Check            Air Conditioning Performance            Remaining engine oil life: _____ %            Reset: N/A         </div> </div>			<b>CHECK BATTERY</b>  <div style="display: flex; justify-content: space-around;"> <div style="text-align: center;"> <div style="background-color: #008000; width: 15px; height: 15px; margin-bottom: 2px;"></div> <div style="background-color: #ffff00; width: 15px; height: 15px; margin-bottom: 2px;"></div> <div style="background-color: #ff0000; width: 15px; height: 15px;"></div> </div> <div>           Battery level            Battery voltage            and condition         </div> </div>		
<b>CHECK TIRES AND TREAD DEPTH</b>								
<div style="display: flex; justify-content: space-between;"> <div style="width: 20%;"> <div style="background-color: #008000; width: 15px; height: 15px; margin-bottom: 2px;"></div> <div style="background-color: #ffff00; width: 15px; height: 15px; margin-bottom: 2px;"></div> <div style="background-color: #ff0000; width: 15px; height: 15px;"></div> </div> <div style="width: 20%;">           6/32 or Greater            7/32            6/32            5/32            4/32            3/32 or Less         </div> <div style="width: 20%; text-align: center;"> <b>ACTUAL</b>  <div style="display: flex; justify-content: space-around; width: 100%;"> <div style="border: 1px solid black; width: 20px; height: 20px; margin: 2px;"></div> <div style="border: 1px solid black; width: 20px; height: 20px; margin: 2px;"></div> </div> </div> <div style="width: 20%;">           6/32 or Greater            7/32            6/32            5/32            4/32            3/32 or Less         </div> <div style="width: 20%;"> <div style="background-color: #008000; width: 15px; height: 15px; margin-bottom: 2px;"></div> <div style="background-color: #ffff00; width: 15px; height: 15px; margin-bottom: 2px;"></div> <div style="background-color: #ff0000; width: 15px; height: 15px;"></div> </div> <div style="width: 20%;">           6/32 or Greater            7/32            6/32            5/32            4/32            3/32 or Less         </div> <div style="width: 20%; text-align: center;"> <b>ACTUAL</b>  <div style="display: flex; justify-content: space-around; width: 100%;"> <div style="border: 1px solid black; width: 20px; height: 20px; margin: 2px;"></div> <div style="border: 1px solid black; width: 20px; height: 20px; margin: 2px;"></div> </div> </div> <div style="width: 20%;">           6/32 or Greater            7/32            6/32            5/32            4/32            3/32 or Less         </div> <div style="width: 20%;"> <div style="background-color: #008000; width: 15px; height: 15px; margin-bottom: 2px;"></div> <div style="background-color: #ffff00; width: 15px; height: 15px; margin-bottom: 2px;"></div> <div style="background-color: #ff0000; width: 15px; height: 15px;"></div> </div> <div style="width: 20%;">           6/32 or Greater            7/32            6/32            5/32            4/32            3/32 or Less         </div> <div style="width: 20%;"> <div style="background-color: #008000; width: 15px; height: 15px; margin-bottom: 2px;"></div> <div style="background-color: #ffff00; width: 15px; height: 15px; margin-bottom: 2px;"></div> <div style="background-color: #ff0000; width: 15px; height: 15px;"></div> </div> <div style="width: 20%;">           6/32 or Greater            7/32            6/32            5/32            4/32            3/32 or Less         </div> <div style="width: 20%;"> <div style="background-color: #008000; width: 15px; height: 15px; margin-bottom: 2px;"></div> <div style="background-color: #ffff00; width: 15px; height: 15px; margin-bottom: 2px;"></div> <div style="background-color: #ff0000; width: 15px; height: 15px;"></div> </div> <div style="width: 20%;">           6/32 or Greater            7/32            6/32            5/32            4/32            3/32 or Less         </div> <div style="width: 20%;"> <div style="background-color: #008000; width: 15px; height: 15px; margin-bottom: 2px;"></div> <div style="background-color: #ffff00; width: 15px; height: 15px; margin-bottom: 2px;"></div> <div style="background-color: #ff0000; width: 15px; height: 15px;"></div> </div> <div style="width: 20%;">           6/32 or Greater            7/32            6/32            5/32            4/32            3/32 or Less         </div> <div style="width: 20%;"> <div style="background-color: #008000; width: 15px; height: 15px; margin-bottom: 2px;"></div> <div style="background-color: #ffff00; width: 15px; height: 15px; margin-bottom: 2px;"></div> <div style="background-color: #ff0000; width: 15px; height: 15px;"></div> </div> <div style="width: 20%;">           6/32 or Greater            7/32            6/32            5/32            4/32            3/32 or Less         </div> <div style="width: 20%;"> <div style="background-color: #008000; width: 15px; height: 15px; margin-bottom: 2px;"></div> <div style="background-color: #ffff00; width: 15px; height: 15px; margin-bottom: 2px;"></div> <div style="background-color: #ff0000; width: 15px; height: 15px;"></div> </div> <div style="width: 20%;">           6/32 or Greater            7/32            6/32            5/32            4/32            3/32 or Less         </div> <div style="width: 20%;"> <div style="background-color: #008000; width: 15px; height: 15px; margin-bottom: 2px;"></div> <div style="background-color: #ffff00; width: 15px; height: 15px; margin-bottom: 2px;"></div> <div style="background-color: #ff0000; width: 15px; height: 15px;"></div> </div> <div style="width: 20%;">           6/32 or Greater            7/32            6/32            5/32            4/32            3/32 or Less         </div> <div style="width: 20%;"> <div style="background-color: #008000; width: 15px; height: 15px; margin-bottom: 2px;"></div> <div style="background-color: #ffff00; width: 15px; height: 15px; margin-bottom: 2px;"></div> <div style="background-color: #ff0000; width: 15px; height: 15px;"></div> </div> <div style="width: 20%;">           6/32 or Greater            7/32            6/32            5/32            4/32            3/32 or Less         </div> <div style="width: 20%;"> <div style="background-color: #008000; width: 15px; height: 15px; margin-bottom: 2px;"></div> <div style="background-color: #ffff00; width: 15px; height: 15px; margin-bottom: 2px;"></div> <div style="background-color: #ff0000; width: 15px; height: 15px;"></div> </div> <div style="width: 20%;">           6/32 or Greater            7/32            6/32            5/32            4/32            3/32 or Less         </div> <div style="width: 20%;"> <div style="background-color: #008000; width: 15px; height: 15px; margin-bottom: 2px;"></div> <div style="background-color: #ffff00; width: 15px; height: 15px; margin-bottom: 2px;"></div> <div style="background-color: #ff0000; width: 15px; height: 15px;"></div> </div> <div style="width: 20%;">           6/32 or Greater            7/32            6/32            5/32            4/32            3/32 or Less         </div> <div style="width: 20%;"> <div style="background-color: #008000; width: 15px; height: 15px; margin-bottom: 2px;"></div> <div style="background-color: #ffff00; width: 15px; height: 15px; margin-bottom: 2px;"></div> <div style="background-color: #ff0000; width: 15px; height: 15px;"></div> </div> <div style="width: 20%;">           6/32 or Greater            7/32            6/32            5/32            4/32            3/32 or Less         </div> <div style="width: 20%;"> <div style="background-color: #008000; width: 15px; height: 15px; margin-bottom: 2px;"></div> <div style="background-color: #ffff00; width: 15px; height: 15px; margin-bottom: 2px;"></div> <div style="background-color: #ff0000; width: 15px; height: 15px;"></div> </div> <div style="width: 20%;">           6/32 or Greater            7/32            6/32            5/32            4/32            3/32 or Less         </div> <div style="width: 20%;"> <div style="background-color: #008000; width: 15px; height: 15px; margin-bottom: 2px;"></div> <div style="background-color: #ffff00; width: 15px; height: 15px; margin-bottom: 2px;"></div> <div style="background-color: #ff0000; width: 15px; height: 15px;"></div> </div> <div style="width: 20%;">           6/32 or Greater            7/32            6/32            5/32            4/32            3/32 or Less         </div> <div style="width: 20%;"> <div style="background-color: #008000; width: 15px; height: 15px; margin-bottom: 2px;"></div> <div style="background-color: #ffff00; width: 15px; height: 15px; margin-bottom: 2px;"></div> <div style="background-color: #ff0000; width: 15px; height: 15px;"></div> </div> <div style="width: 20%;">           6/32 or Greater            7/32            6/32            5/32            4/32            3/32 or Less         </div> <div style="width: 20%;"> <div style="background-color: #008000; width: 15px; height: 15px; margin-bottom: 2px;"></div> <div style="background-color: #ffff00; width: 15px; height: 15px; margin-bottom: 2px;"></div> <div style="background-color: #ff0000; width: 15px; height: 15px;"></div> </div> <div style="width: 20%;">           6/32 or Greater            7/32            6/32            5/32            4/32            3/32 or Less         </div> <div style="width: 20%;"> <div style="background-color: #008000; width: 15px; height: 15px; margin-bottom: 2px;"></div> <div style="background-color: #ffff00; width: 15px; height: 15px; margin-bottom: 2px;"></div> <div style="background-color: #ff0000; width: 15px; height: 15px;"></div> </div> <div style="width: 20%;">           6/32 or Greater            7/32            6/32            5/32            4/32            3/32 or Less         </div> <div style="width: 20%;"> <div style="background-color: #008000; width: 15px; height: 15px; margin-bottom: 2px;"></div> <div style="background-color: #ffff00; width: 15px; height: 15px; margin-bottom: 2px;"></div> <div style="background-color: #ff0000; width: 15px; height: 15px;"></div> </div> <div style="width: 20%;">           6/32 or Greater            7/32            6/32            5/32            4/32            3/32 or Less         </div> <div style="width: 20%;"> <div style="background-color: #008000; width: 15px; height: 15px; margin-bottom: 2px;"></div> <div style="background-color: #ffff00; width: 15px; height: 15px; margin-bottom: 2px;"></div> <div style="background-color: #ff0000; width: 15px; height: 15px;"></div> </div> <div style="width: 20%;">           6/32 or Greater            7/32            6/32            5/32            4/32            3/32 or Less         </div> <div style="width: 20%;"> <div style="background-color: #008000; width: 15px; height: 15px; margin-bottom: 2px;"></div> <div style="background-color: #ffff00; width: 15px; height: 15px; margin-bottom: 2px;"></div> <div style="background-color: #ff0000; width: 15px; height: 15px;"></div> </div> <div style="width: 20%;">           6/32 or Greater            7/32            6/32            5/32            4/32            3/32 or Less         </div> <div style="width: 20%;"> <div style="background-color: #008000; width: 15px; height: 15px; margin-bottom: 2px;"></div> <div style="background-color: #ffff00; width: 15px; height: 15px; margin-bottom: 2px;"></div> <div style="background-color: #ff0000; width: 15px; height: 15px;"></div> </div> <div style="width: 20%;">           6/32 or Greater            7/32            6/32            5/32            4/32            3/32 or Less         </div> <div style="width: 20%;"> <div style="background-color: #008000; width: 15px; height: 15px; margin-bottom: 2px;"></div> <div style="background-color: #ffff00; width: 15px; height: 15px; margin-bottom: 2px;"></div> <div style="background-color: #ff0000; width: 15px; height: 15px;"></div> </div> <div style="width: 20%;">           6/32 or Greater            7/32            6/32            5/32            4/32            3/32 or Less         </div> <div style="width: 20%;"> <div style="background-color: #008000; width: 15px; height: 15px; margin-bottom: 2px;"></div> <div style="background-color: #ffff00; width: 15px; height: 15px; margin-bottom: 2px;"></div> <div style="background-color: #ff0000; width: 15px; height: 15px;"></div> </div> <div style="width: 20%;">           6/32 or Greater            7/32            6/32            5/32            4/32            3/32 or Less         </div> <div style="width: 20%;"> <div style="background-color: #008000; width: 15px; height: 15px; margin-bottom: 2px;"></div> <div style="background-color: #ffff00; width: 15px; height: 15px; margin-bottom: 2px;"></div> <div style="background-color: #ff0000; width: 15px; height: 15px;"></div> </div> <div style="width: 20%;">           6/32 or Greater            7/32            6/32            5/32            4/32            3/32 or Less         </div> <div style="width: 20%;"> <div style="background-color: #008000; width: 15px; height: 15px; margin-bottom: 2px;"></div> <div style="background-color: #ffff00; width: 15px; height: 15px; margin-bottom: 2px;"></div> <div style="background-color: #ff0000; width: 15px; height: 15px;"></div> </div> <div style="width: 20%;">           6/32 or Greater            7/32            6/32            5/32            4/32            3/32 or Less         </div> <div style="width: 20%;"> <div style="background-color: #008000; width: 15px; height: 15px; margin-bottom: 2px;"></div> <div style="background-color: #ffff00; width: 15px; height: 15px; margin-bottom: 2px;"></div> <div style="background-color: #ff0000; width: 15px; height: 15px;"></div> </div> <div style="width: 20%;">           6/32 or Greater            7/32            6/32            5/32            4/32            3/32 or Less         </div> <div style="width: 20%;"> <div style="background-color: #008000; width: 15px; height: 15px; margin-bottom: 2px;"></div> <div style="background-color: #ffff00; width: 15px; height: 15px; margin-bottom: 2px;"></div> <div style="background-color: #ff0000; width: 15px; height: 15px;"></div> </div> <div style="width: 20%;">           6/32 or Greater            7/32            6/32            5/32            4/32            3/32 or Less         </div> <div style="width: 20%;"> <div style="background-color: #008000; width: 15px; height: 15px; margin-bottom: 2px;"></div> <div style="background-color: #ffff00; width: 15px; height: 15px; margin-bottom: 2px;"></div> <div style="background-color: #ff0000; width: 15px; height: 15px;"></div> </div> <div style="width: 20%;">           6/32 or Greater            7/32            6/32            5/32            4/32            3/32 or Less         </div> <div style="width: 20%;"> <div style="background-color: #008000; width: 15px; height: 15px; margin-bottom: 2px;"></div> <div style="background-color: #ffff00; width: 15px; height: 15px; margin-bottom: 2px;"></div> <div style="background-color: #ff0000; width: 15px; height: 15px;"></div> </div> <div style="width: 20%;">           6/32 or Greater            7/32            6/32            5/32            4/32            3/32 or Less         </div> <div style="width: 20%;"> <div style="background-color: #008000; width: 15px; height: 15px; margin-bottom: 2px;"></div> <div style="background-color: #ffff00; width: 15px; height: 15px; margin-bottom: 2px;"></div> <div style="background-color: #ff0000; width: 15px; height: 15px;"></div> </div> <div style="width: 20%;">           6/32 or Greater            7/32            6/32            5/32            4/32            3/32 or Less         </div> <div style="width: 20%;"> <div style="background-color: #008000; width: 15px; height: 15px; margin-bottom: 2px;"></div> <div style="background-color: #ffff00; width: 15px; height: 15px; margin-bottom: 2px;"></div> <div style="background-color: #ff0000; width: 15px; height: 15px;"></div> </div> <div style="width: 20%;">           6/32 or Greater            7/32            6/32            5/32            4/32            3/32 or Less         </div> <div style="width: 20%;"> <div style="background-color: #008000; width: 15px; height: 15px; margin-bottom: 2px;"></div> <div style="background-color: #ffff00; width: 15px; height: 15px; margin-bottom: 2px;"></div> <div style="background-color: #ff0000; width: 15px; height: 15px;"></div> </div> <div style="width: 20%;">           6/32 or Greater            7/32            6/32            5/32            4/32            3/32 or Less         </div> <div style="width: 20%;"> <div style="background-color: #008000; width: 15px; height: 15px; margin-bottom: 2px;"></div> <div style="background-color: #ffff00; width: 15px; height: 15px; margin-bottom: 2px;"></div> <div style="background-color: #ff0000; width: 15px; height: 15px;"></div> </div> <div style="width: 20%;">           6/32 or Greater            7/32            6/32            5/32            4/32            3/32 or Less         </div> <div style="width: 20%;"> <div style="background-color: #008000; width: 15px; height: 15px; margin-bottom: 2px;"></div> <div style="background-color: #ffff00; width: 15px; height: 15px; margin-bottom: 2px;"></div> <div style="background-color: #ff0000; width: 15px; height: 15px;"></div> </div> <div style="width: 20%;">           6/32 or Greater            7/32            6/32            5/32            4/32            3/32 or Less         </div> <div style="width: 20%;"> <div style="background-color: #008000; width: 15px; height: 15px; margin-bottom: 2px;"></div> <div style="background-color: #ffff00; width: 15px; height: 15px; margin-bottom: 2px;"></div> <div style="background-color: #ff0000; width: 15px; height: 15px;"></div> </div> <div style="width: 20%;">           6/32 or Greater            7/32            6/32            5/32            4/32            3/32 or Less         </div> <div style="width: 20%;"> <div style="background-color: #008000; width: 15px; height: 15px; margin-bottom: 2px;"></div> <div style="background-color: #ffff00; width: 15px; height: 15px; margin-bottom: 2px;"></div> <div style="background-color: #ff0000; width: 15px; height: 15px;"></div> </div> <div style="width: 20%;">           6/32 or Greater            7/32            6/32            5/32            4/32            3/32 or Less         </div> <div style="width: 20%;"> <div style="background-color: #008000; width: 15px; height: 15px; margin-bottom: 2px;"></div> <div style="background-color: #ffff00; width: 15px; height: 15px; margin-bottom: 2px;"></div> <div style="background-color: #ff0000; width: 15px; height: 15px;"></div> </div> <div style="width: 20%;">           6/32 or Greater            7/32            6/32            5/32            4/32            3/32 or Less         </div> <div style="width: 20%;"> <div style="background-color: #008000; width: 15px; height: 15px; margin-bottom: 2px;"></div> <div style="background-color: #ffff00; width: 15px; height: 15px; margin-bottom: 2px;"></div> <div style="background-color: #ff0000; width: 15px; height: 15px;"></div> </div> <div style="width: 20%;">           6/32 or Greater            7/32            6/32            5/32            4/32            3/32 or Less         </div> <div style="width: 20%;"> <div style="background-color: #008000; width: 15px; height: 15px; margin-bottom: 2px;"></div> <div style="background-color: #ffff00; width: 15px; height: 15px; margin-bottom: 2px;"></div> <div style="background-color: #ff0000; width: 15px; height: 15px;"></div> </div> <div style="width: 20%;">           6/32 or Greater            7/32            6/32            5/32            4/32            3/32 or Less         </div> <div style="width: 20%;"> <div style="background-color: #008000; width: 15px; height: 15px; margin-bottom: 2px;"></div> <div style="background-color: #ffff00; width: 15px; height: 15px; margin-bottom: 2px;"></div> <div style="background-color: #ff0000; width: 15px; height: 15px;"></div> </div> <div style="width: 20%;">           6/32 or Greater            7/32            6/32            5/32            4/32            3/32 or Less         </div> <div style="width: 20%;"> <div style="background-color: #008000; width: 15px; height: 15px; margin-bottom: 2px;"></div> <div style="background-color: #ffff00; width: 15px; height: 15px; margin-bottom: 2px;"></div> <div style="background-color: #ff0000; width: 15px; height: 15px;"></div> </div> <div style="width: 20%;">           6/32 or Greater            7/32            6/32            5/32            4/32            3/32 or Less         </div> <div style="width: 20%;"> <div style="background-color: #008000; width: 15px; height: 15px; margin-bottom: 2px;"></div> <div style="background-color: #ffff00; width: 15px; height: 15px; margin-bottom: 2px;"></div> <div style="background-color: #ff0000; width: 15px; height: 15px;"></div> </div> <div style="width: 20%;">           6/32 or Greater            7/32            6/32            5/32            4/32            3/32 or Less         </div> <div style="width: 20%;"> <div style="background-color: #008000; width: 15px; height: 15px; margin-bottom: 2px;"></div> <div style="background-color: #ffff00; width: 15px; height: 15px; margin-bottom: 2px;"></div> <div style="background-color: #ff0000; width: 15px; height: 15px;"></div> </div> <div style="width: 20%;">           6/32 or Greater            7/32            6/32            5/32            4/32            3/32 or Less         </div> <div style="width: 20%;"> <div style="background-color: #008000; width: 15px; height: 15px; margin-bottom: 2px;"></div> <div style="background-color: #ffff00; width: 15px; height: 15px; margin-bottom: 2px;"></div> <div style="background-color: #ff0000; width: 15px; height: 15px;"></div> </div> <div style="width: 20%;">           6/32 or Greater            7/32            6/32            5/32            4/32            3/32 or Less         </div> <div style="width: 20%;"> <div style="background-color: #008000; width: 15px; height: 15px; margin-bottom: 2px;"></div> <div style="background-color: #ffff00; width: 15px; height: 15px; margin-bottom: 2px;"></div> <div style="background-color: #ff0000; width: 15px; height: 15px;"></div> </div> <div style="width: 20%;">           6/32 or Greater            7/32            6/32            5/32            4/32            3/32 or Less         </div> <div style="width: 20%;"> <div style="background-color: #008000; width: 15px; height: 15px; margin-bottom: 2px;"></div> <div style="background-color: #ffff00; width: 15px; height: 15px; margin-bottom: 2px;"></div> <div style="background-color: #ff0000; width: 15px; height: 15px;"></div> </div> <div style="width: 20%;">           6/32 or Greater            7/32            6/32            5/32            4/32            3/32 or Less         </div> <div style="width: 20%;"> <div style="background-color: #008000; width: 15px; height: 15px; margin-bottom: 2px;"></div> <div style="background-color: #ffff00; width: 15px; height: 15px; margin-bottom: 2px;"></div> <div style="background-color: #ff0000; width: 15px; height: 15px;"></div> </div> <div style="width: 20%;">           6/32 or Greater            7/32            6/32            5/32            4/32            3/32 or Less         </div> <div style="width: 20%;"> <div style="background-color: #008000; width: 15px; height: 15px; margin-bottom: 2px;"></div> <div style="background-color: #ffff00; width: 15px; height: 15px; margin-bottom: 2px;"></div> <div style="background-color: #ff0000; width: 15px; height: 15px;"></div> </div> <div style="width: 20%;">           6/32 or Greater            7/32            6/32            5/32            4/32            3/32 or Less         </div> <div style="width: 20%;"> <div style="background-color: #008000; width: 15px; height: 15px; margin-bottom: 2px;"></div> <div style="background-color: #ffff00; width: 15px; height: 15px; margin-bottom: 2px;"></div> <div style="background-color: #ff0000; width: 15px; height: 15px;"></div> </div> <div style="width: 20%;">           6/32 or Greater            7/32            6/32            5/32            4/32            3/32 or Less         </div> <div style="width: 20%;"> <div style="background-color: #008000; width: 15px; height: 15px; margin-bottom: 2px;"></div> <div style="background-color: #ffff00; width: 15px; height: 15px; margin-bottom: 2px;"></div> <div style="background-color: #ff0000; width: 15px; height: 15px;"></div> </div> <div style="width: 20%;">           6/32 or Greater            7/32            6/32            5/32            4/32            3/32 or Less         </div> <div style="width: 20%;"> <div style="background-color: #008000; width: 15px; height: 15px; margin-bottom: 2px;"></div> <div style="background-color: #ffff00; width: 15px; height: 15px; margin-bottom: 2px;"></div> <div style="background-color: #ff0000; width: 15px; height: 15px;"></div> </div> <div style="width: 20%;">           6/32 or Greater            7/32            6/32            5/32            4/32            3/32 or Less         </div> <div style="width: 20%;"> <div style="background-color: #008000; width: 15px; height: 15px; margin-bottom: 2px;"></div> <div style="background-color: #ffff00; width: 15px; height: 15px; margin-bottom: 2px;"></div> <div style="background-color: #ff0000; width: 15px; height: 15px;"></div> </div> <div style="width: 20%;">           6/32 or Greater            7/32            6/32            5/32            4/32            3/32 or Less         </div> <div style="width: 20%;"> <div style="background-color: #008000; width: 15px; height: 15px; margin-bottom: 2px;"></div> <div style="background-color: #ffff00; width: 15px; height: 15px; margin-bottom: 2px;"></div> <div style="background-color: #ff0000; width: 15px; height: 15px;"></div> </div> <div style="width: 20%;">           6/32 or Greater            7/32            6/32            5/32            4/32            3/32 or Less         </div> <div style="width: 20%;"> <div style="background-color: #008000; width: 15px; height: 15px; margin-bottom: 2px;"></div> <div style="background-color: #ffff00; width: 15px; height: 15px; margin-bottom: 2px;"></div> <div style="background-color: #ff0000; width: 15px; height: 15px;"></div> </div> <div style="width: 20%;">           6/32 or Greater            7/32            6/32            5/32            4/32            3/32 or Less         </div> <div style="width: 20%;"> <div style="background-color: #008000; width: 15px; height: 15px; margin-bottom: 2px;"></div> <div style="background-color: #ffff00; width: 15px; height: 15px; margin-bottom: 2px;"></div> <div style="background-color: #ff0000; width: 15px; height: 15px;"></div> </div> <div style="width: 20%;">           6/32 or Greater            7/32            6/32            5/32            4/32            3/32 or Less         </div> <div style="width: 20%;"> <div style="background-color: #008000; width: 15px; height: 15px; margin-bottom: 2px;"></div> <div style="background-color: #ffff00; width: 15px; height: 15px; margin-bottom: 2px;"></div> <div style="background-color: #ff0000; width: 15px; height: 15px;"></div> </div> <div style="width: 20%;">           6/32 or Greater            7/32            6/32            5/32            4/32            3/32 or Less         </div> <div style="width: 20%;"> <div style="background-color: #008000; width: 15px; height: 15px; margin-bottom: 2px;"></div> <div style="background-color: #ffff00; width: 15px; height: 15px; margin-bottom: 2px;">&lt;/</div></div></div>								

# Sample Vehicle Inspection Form

**Rodney W. Harris**

A red circular graphic with a gradient, appearing as a partial circle or a stylized arrow pointing to the right, located to the right of the name bar.

## **Sample Vehicle Inspection Form:**

Diagnostic Motor Vehicle Inspection Demonstration Projects, Program Engineering Support: Appendix J ,1977

*Diagnostic Motor Vehicle Inspection Demonstration Projects, Program Engineering Support* United States. National Highway Traffic Safety Administration,1977      **Motor Vehicle Inspections and Preventive Maintenance Services** ,1945

The Motor Vehicle Inspection Experiment California. Department of the California Highway Patrol,1974      **National**

**Accident Sampling System. Selection of Primary Sampling Units** Charles Jesse Kahane,1976      **Fundamentals of Automotive Maintenance and Light Repair** Kirk VanGelder,2019-01-21 Designed to prepare new technicians for ASE G1 Certification Fundamentals of Automotive Maintenance and Light Repair Second Edition covers the foundational theory and skills necessary to prepare entry level technicians to maintain and repair today s light duty vehicles      Truck Accident Litigation Laura Ruhl Genson,Anita Kerezman,2006 Written by industry professionals engineers reconstructionists and litigators experienced in the trucking field this comprehensive guidebook provides a strong knowledge base of the trucking industry and serves as a how to for handling a commercial motor vehicle case from intake to trial The book covers the lawyer s role in a truck accident investigation data collection site vehicle and electronic evidence spoliation of evidence driving situations weather conditions hazardous materials human factors on board electronics tires wheels and brakes technology what exists how to use it and admissibility in court the plaintiff and defense perspectives changes from the engineering perspective with respect to engine configuration speed and more and the trial      **Practical Fire and Arson Investigation, Second Edition** David R. Redsicker,John J. O'Connor,1996-10-10 Did you know that arson has been described as the fastest growing crime in America that arson is the most expensive crime committed that over 8 billion dollars was estimated lost due to fires in 1994 that an estimated 86 000 structure fires of incendiary or suspicious origin were reported in 1994 David Redsicker provides these statistics and much more including practical methods information and advice for investigating these types of crimes in Practical Fire and Arson Investigation Second Edition Extensively rewritten second edition of this practical manual More than 40% new material Practical Fire and Arson Investigation Second Edition is a significantly revised updated and expanded new edition of this best selling book in the Practical Aspects of Criminal and Forensic Investigations series edited by Vernon Geberth As in the first edition specific details on the basic principles are presented and advanced applied techniques for conducting a thorough fire and arson investigation are detailed New topics covered in the Second Edition include Extensively rewritten chapters on determining origin and cause eliminating accidental fire causes investigating fatal fires and vehicular fires and documenting the fire crime scene Fire scene photography using painting with light Importance of evidence preservation and analysis in civil litigation of liability and product defects      **Defense Transportation Regulation, Part 2, Cargo Movement, April 1996** ,1996      **NBS Technical Note** ,1970-05  
**Highway Safety Literature** ,1980      A Subject Bibliography from Highway Safety Literature United States. National

Highway Traffic Safety Administration,1979      **Fundamentals of Automotive Technology** Kirk VanGelder,Kirk T. VanGelder,2022-02-23 Fundamentals of Automotive Technology Principles and Practice Third Edition is a comprehensive resource that provides students with the necessary knowledge and skills to successfully master these tasks      **Technical report** Rodney W. Harris,1979      **Ammunition inspector** United States Department of the Army,1981      *User's Manual for NFPA 921* National Fire Protection Association,laai,2006-03 Fire Investigator      **Army Motor Transport Units and Operations** ,1980      *Motor Carrier Safety Compliance Handbook* ,1992      **Report** United States. Congress. House, *Safety Status Data Collection Methodology. Volume II - Technical Report on Development and Validation of Evaluation Procedures. Final Report* Avco Corporation. Avco Systems Division,Geoffrey K. Bentley,1977

Immerse yourself in heartwarming tales of love and emotion with Explore Love with is touching creation, Experience Loveis Journey in **Sample Vehicle Inspection Form** . This emotionally charged ebook, available for download in a PDF format ( Download in PDF: \*), is a celebration of love in all its forms. Download now and let the warmth of these stories envelop your heart.

<https://letsgetcooking.org.uk/results/detail/fetch.php/the%20dictionary%20of%20the%20devil.pdf>

## **Table of Contents Sample Vehicle Inspection Form**

1. Understanding the eBook Sample Vehicle Inspection Form
  - The Rise of Digital Reading Sample Vehicle Inspection Form
  - Advantages of eBooks Over Traditional Books
2. Identifying Sample Vehicle Inspection Form
  - Exploring Different Genres
  - Considering Fiction vs. Non-Fiction
  - Determining Your Reading Goals
3. Choosing the Right eBook Platform
  - Popular eBook Platforms
  - Features to Look for in an Sample Vehicle Inspection Form
  - User-Friendly Interface
4. Exploring eBook Recommendations from Sample Vehicle Inspection Form
  - Personalized Recommendations
  - Sample Vehicle Inspection Form User Reviews and Ratings
  - Sample Vehicle Inspection Form and Bestseller Lists
5. Accessing Sample Vehicle Inspection Form Free and Paid eBooks
  - Sample Vehicle Inspection Form Public Domain eBooks
  - Sample Vehicle Inspection Form eBook Subscription Services
  - Sample Vehicle Inspection Form Budget-Friendly Options

6. Navigating Sample Vehicle Inspection Form eBook Formats
  - ePub, PDF, MOBI, and More
  - Sample Vehicle Inspection Form Compatibility with Devices
  - Sample Vehicle Inspection Form Enhanced eBook Features
7. Enhancing Your Reading Experience
  - Adjustable Fonts and Text Sizes of Sample Vehicle Inspection Form
  - Highlighting and Note-Taking Sample Vehicle Inspection Form
  - Interactive Elements Sample Vehicle Inspection Form
8. Staying Engaged with Sample Vehicle Inspection Form
  - Joining Online Reading Communities
  - Participating in Virtual Book Clubs
  - Following Authors and Publishers Sample Vehicle Inspection Form
9. Balancing eBooks and Physical Books Sample Vehicle Inspection Form
  - Benefits of a Digital Library
  - Creating a Diverse Reading Collection Sample Vehicle Inspection Form
10. Overcoming Reading Challenges
  - Dealing with Digital Eye Strain
  - Minimizing Distractions
  - Managing Screen Time
11. Cultivating a Reading Routine Sample Vehicle Inspection Form
  - Setting Reading Goals Sample Vehicle Inspection Form
  - Carving Out Dedicated Reading Time
12. Sourcing Reliable Information of Sample Vehicle Inspection Form
  - Fact-Checking eBook Content of Sample Vehicle Inspection Form
  - Distinguishing Credible Sources
13. Promoting Lifelong Learning
  - Utilizing eBooks for Skill Development
  - Exploring Educational eBooks
14. Embracing eBook Trends
  - Integration of Multimedia Elements

- Interactive and Gamified eBooks

### **Sample Vehicle Inspection Form Introduction**

Free PDF Books and Manuals for Download: Unlocking Knowledge at Your Fingertips In today's fast-paced digital age, obtaining valuable knowledge has become easier than ever. Thanks to the internet, a vast array of books and manuals are now available for free download in PDF format. Whether you are a student, professional, or simply an avid reader, this treasure trove of downloadable resources offers a wealth of information, conveniently accessible anytime, anywhere. The advent of online libraries and platforms dedicated to sharing knowledge has revolutionized the way we consume information. No longer confined to physical libraries or bookstores, readers can now access an extensive collection of digital books and manuals with just a few clicks. These resources, available in PDF, Microsoft Word, and PowerPoint formats, cater to a wide range of interests, including literature, technology, science, history, and much more. One notable platform where you can explore and download free Sample Vehicle Inspection Form PDF books and manuals is the internet's largest free library. Hosted online, this catalog compiles a vast assortment of documents, making it a veritable goldmine of knowledge. With its easy-to-use website interface and customizable PDF generator, this platform offers a user-friendly experience, allowing individuals to effortlessly navigate and access the information they seek. The availability of free PDF books and manuals on this platform demonstrates its commitment to democratizing education and empowering individuals with the tools needed to succeed in their chosen fields. It allows anyone, regardless of their background or financial limitations, to expand their horizons and gain insights from experts in various disciplines. One of the most significant advantages of downloading PDF books and manuals lies in their portability. Unlike physical copies, digital books can be stored and carried on a single device, such as a tablet or smartphone, saving valuable space and weight. This convenience makes it possible for readers to have their entire library at their fingertips, whether they are commuting, traveling, or simply enjoying a lazy afternoon at home. Additionally, digital files are easily searchable, enabling readers to locate specific information within seconds. With a few keystrokes, users can search for keywords, topics, or phrases, making research and finding relevant information a breeze. This efficiency saves time and effort, streamlining the learning process and allowing individuals to focus on extracting the information they need. Furthermore, the availability of free PDF books and manuals fosters a culture of continuous learning. By removing financial barriers, more people can access educational resources and pursue lifelong learning, contributing to personal growth and professional development. This democratization of knowledge promotes intellectual curiosity and empowers individuals to become lifelong learners, promoting progress and innovation in various fields. It is worth noting that while accessing free Sample Vehicle Inspection Form PDF books and manuals is convenient and cost-effective, it is vital to respect copyright laws and intellectual property rights. Platforms offering free downloads often operate within legal

boundaries, ensuring that the materials they provide are either in the public domain or authorized for distribution. By adhering to copyright laws, users can enjoy the benefits of free access to knowledge while supporting the authors and publishers who make these resources available. In conclusion, the availability of Sample Vehicle Inspection Form free PDF books and manuals for download has revolutionized the way we access and consume knowledge. With just a few clicks, individuals can explore a vast collection of resources across different disciplines, all free of charge. This accessibility empowers individuals to become lifelong learners, contributing to personal growth, professional development, and the advancement of society as a whole. So why not unlock a world of knowledge today? Start exploring the vast sea of free PDF books and manuals waiting to be discovered right at your fingertips.

### FAQs About Sample Vehicle Inspection Form Books

**What is a Sample Vehicle Inspection Form PDF?** A PDF (Portable Document Format) is a file format developed by Adobe that preserves the layout and formatting of a document, regardless of the software, hardware, or operating system used to view or print it. **How do I create a Sample Vehicle Inspection Form PDF?** There are several ways to create a PDF: Use software like Adobe Acrobat, Microsoft Word, or Google Docs, which often have built-in PDF creation tools. Print to PDF: Many applications and operating systems have a "Print to PDF" option that allows you to save a document as a PDF file instead of printing it on paper. Online converters: There are various online tools that can convert different file types to PDF. **How do I edit a Sample Vehicle Inspection Form PDF?** Editing a PDF can be done with software like Adobe Acrobat, which allows direct editing of text, images, and other elements within the PDF. Some free tools, like PDFescape or Smallpdf, also offer basic editing capabilities. **How do I convert a Sample Vehicle Inspection Form PDF to another file format?** There are multiple ways to convert a PDF to another format: Use online converters like Smallpdf, Zamzar, or Adobe Acrobats export feature to convert PDFs to formats like Word, Excel, JPEG, etc. Software like Adobe Acrobat, Microsoft Word, or other PDF editors may have options to export or save PDFs in different formats. **How do I password-protect a Sample Vehicle Inspection Form PDF?** Most PDF editing software allows you to add password protection. In Adobe Acrobat, for instance, you can go to "File" -> "Properties" -> "Security" to set a password to restrict access or editing capabilities. Are there any free alternatives to Adobe Acrobat for working with PDFs? Yes, there are many free alternatives for working with PDFs, such as: LibreOffice: Offers PDF editing features. PDFsam: Allows splitting, merging, and editing PDFs. Foxit Reader: Provides basic PDF viewing and editing capabilities. How do I compress a PDF file? You can use online tools like Smallpdf, ILovePDF, or desktop software like Adobe Acrobat to compress PDF files without significant quality loss. Compression reduces the file size, making it easier to share and download. Can I fill out forms in a PDF file? Yes, most PDF viewers/editors like Adobe



Acrobat, Preview (on Mac), or various online tools allow you to fill out forms in PDF files by selecting text fields and entering information. Are there any restrictions when working with PDFs? Some PDFs might have restrictions set by their creator, such as password protection, editing restrictions, or print restrictions. Breaking these restrictions might require specific software or tools, which may or may not be legal depending on the circumstances and local laws.

**Find Sample Vehicle Inspection Form :**

*the dictionary of the devil*

the differences between nfsas and other student loans

**the gallos the beginning english edition**

**the doctor and the naughty girl**

~~the english civil war 1640 1649 seminar studies~~

the doctors babysitter bbw erotica romance

the farmer s human cow the amazing human cow book 4

the english bible and the seventeenth century revolution

~~the fairly odd parents episode guide~~

the e myth revisited

the forbes crash course in investing

*the essential guide to public health and health promotion*

**the flor de la marflower of the sea english edition**

*the end of a coil*

~~the extended phenotype the long reach of the gene~~

**Sample Vehicle Inspection Form :**

life orientation exemplar 2013 grade 11 book - Sep 27 2022

web life orientation exemplar 2013 grade 11 transcultural nursing education strategies oct 12 2021 this book presents a review of and ways of applying major transcultural nursing tcn models and assessment tools in nursing education practice and administration a textbook for bsn and msn levels

**life orientation grade 11 apollo portal alexandra high school - Apr 03 2023**

web 2020 life orientation exemplar tasks edited version docx lesson questions 2020 apollo developed by techgents

contributors contact us

life orientation grade 11 exemplar papers esource svb com - Oct 29 2022

web life orientation grade 11 exemplar life orientation grade 11 exemplar papers caps pdf free grade 11 caps exemplar papers life orientation pdf free life orientation exemplar grade 11 joomlaxe com life orientation 2013 grade 11 november pdf epub ebook grade 11 life orientation worksheets learny kids

**life orientation grade 11 exam papers and memos 2023 pdf** - Jul 06 2023

web jun 8 2023 download the life orientation grade 11 exam papers and memos pdf for 2023 here this file includes the official memorandum past paper and sample test aucfinder

life orientation grade 11 project task learner guide 2020 - Jul 26 2022

web page 3 of 5 life orientation grade 11 project task learner guide 2020 research project risky behaviour amongst today s youth write a research report of 4 6 pages on your findings using the following headings and sub headings 1 1 define the concept risky behaviour and explain two factors why it is important for youths to

*grade 11 life orientation exemplar paper ams istanbul edu* - Dec 31 2022

web study master mathematical literacy grade 11 has been especially developed by an experienced author team according to the curriculum and assessment policy statement caps

*grade 11 life orientation exemplar 2013 copy uniport edu* - Aug 27 2022

web you could buy lead grade 11 life orientation exemplar 2013 or get it as soon as feasible you could quickly download this grade 11 life orientation exemplar 2013 after getting deal so later than you require the books swiftly you can straight get it its correspondingly definitely simple and therefore fats isnt it you have to favor to in

**2013 final exam life orientation grade 11 exemplar pdf** - Sep 08 2023

web reviewing 2013 final exam life orientation grade 11 exemplar unlocking the spellbinding force of linguistics in a fast paced world fueled by information and interconnectivity the spellbinding force of linguistics has acquired newfound prominence

*life orientation grade 11 exemplar paper webster mei* - Mar 22 2022

web division on line orientation on the preparation of idea lesson exemplar in math grade 11 life orientation whitehead and religion in the making w matt segall voices with vervaeke supplementary learning materials slem with updated powerpoint slide

*grade 11 life orientation exemplar 2013 download only* - Feb 18 2022

web 2 grade 11 life orientation exemplar 2013 2020 12 15 grade 11 has been especially developed by an experienced author team according to the curriculum and assessment policy statement caps this new and easy to use course helps learners to

master essential content and skills in mathematical literacy the comprehensive learner s book

**life orientation grade 11 exemplar 2013 memorandum full pdf** - Mar 02 2023

web exemplar 2013 memorandum a mesmerizing literary masterpiece penned by a distinguished author guiding readers on a profound journey to unravel the secrets and potential hidden within every word

life orientation exemplar 2013 grade 11 iet donnu edu ua - May 24 2022

web workbook grades 11 12 hakol grade 11 life orientation exemplar 2013 and memo may 1st 2018 read and download grade 11 life orientation exemplar 2013 and memo free ebooks in pdf format eleventh grade burns 4

**life orientation exemplar grade 11 november 2013 full pdf** - Aug 07 2023

web enter the realm of life orientation exemplar grade 11 november 2013 a mesmerizing literary masterpiece penned by way of a distinguished author guiding readers on a profound journey to unravel the secrets and potential

*grade 11 life orientation exemplar paper copy ams istanbul edu* - Feb 01 2023

web about it grade 11 life orientation exemplar papers pdf pdf book 6 life orientation gr 11 1 2 requirements for admission to additional courses fet colleges everything you need to know

**grade 11 life orientation exemplar 2013 copy uniport edu** - Jun 24 2022

web jul 25 2023 ambition to download and install the grade 11 life orientation exemplar 2013 it is certainly easy then back currently we extend the colleague to purchase and create bargains to download and install grade 11 life orientation exemplar 2013 correspondingly simple

*grade 11 life orientation worksheets k12 workbook* - May 04 2023

web worksheets are life orientation grade 11 teacher guide life orientation grade 11 revision notes life orientation grade 11 learner workbook grade 11 life orientation exemplar paper grade 11 lesson 2 life orientation grade 7 exam papers grade 8 educator guide life orientation grade 12 ncs 2013 study notes

*grade 11 life orientation exemplar 2013 copy ai classmonitor* - Apr 22 2022

web 2 grade 11 life orientation exemplar 2013 2023 04 24 drug overdose driven largely by overdose related to the use of opioids is now the leading cause of unintentional injury death in the united states

life orientation grade 11 pdf download tzobserver - Nov 29 2022

web aug 22 2022 life orientation textbook focuses pdf spot on life orientation grade 11 pdf grade 11 life orientation textbook focus grade 11 life orientation step 1 explain the problem define the problem and say what it means step 2 gather information about the problem step 3 list as many possible solutions as you can page 3 3 life orientation

**life orientation grade11 exemplar 2013 and memo pdf cie** - Jun 05 2023

web life orientation grade11 exemplar 2013 and memo study and master geography grade 11 caps study guide helen collett

2014 08 21 free culture lawrence lessig 2015 11 13 how big media uses technology and the law to lock down culture and control creativity free culture is an entertaining and important look at

**grade 11 exemplars 2013 national department of basic education** - Oct 09 2023

web grade 11 exemplars 2013 physical planning and rural schooling curriculum information for grade 11 exemplars 2013 accounting afrikaans answer book accounting afrikaans memo economics afrikaans memo p1 economics afrikaans memo p2 economics afrikaans p1 economics afrikaans p2 economics english annexure economics english p2

**residential building dwg free cad blocks download** - Sep 23 2022

web free download 3 storey residential building in autocad dwg blocks and bim objects for revit rfa sketchup 3ds max etc  
residential building plan in autocad cad library librería cad - Apr 18 2022

*residential house plans in autocad download cad* - Aug 03 2023

web download free residential house plans in autocad dwg blocks and bim objects for revit rfa sketchup 3ds max etc skip to content log in block library categories

autocad floor plans free download make house floor plan - Oct 05 2023

web this category covers everything related to autocad floor plans this includes floor plan creation design and editing with autocad software we offer a wide range of tutorials

*free cad house plans 4bhk house plan free* - Dec 27 2022

web free cad floor plans house and buildings download house plans design for free different space settings fully editable autocad dwg files

**residential building in autocad download cad free 419 13 kb** - Mar 18 2022

**residential building plan residential house design** - Jun 20 2022

web 3 story residential building dwg 3 story residential building viewer vaibhav kumar small single family residential building with 1 and 2 bedroom apartments and garages

**15 levels residential building plan and elevation autocad file** - Jul 22 2022

web nov 5 2021 residential building dwg free download in this post our team civilwebsite com going to share theresidential building plans floor plansof

**autocad residential building plans pdf residential building plan pdf** - Dec 15 2021

**residential building 2307201 free cad drawings free cad** - May 20 2022

**residential project complete building 974 75 kb bibliocad** - Jan 16 2022

**floor plan software create 2d 3d floor plans autodesk** - Apr 30 2023

web residential building free autocad drawings free download 954 88 kb downloads 21534 formats dwg category interiors types room residential building dwg model free

**residential building with 3 floors in autocad cad library** - Feb 14 2022

**residential house plans in autocad cad library librería cad** - Feb 26 2023

web 15 levels residential building plan and elevation autocad file i also suggest downloading autocad architecture file format dwg size 2 82mb source collect

*full residential building plan free download dwg file* - Sep 04 2023

web discover our modern house plans in dwg and pdf formats these downloadable resources offer comprehensive professional designs suited for a range of architectural

**residential building 2007202 free cad drawings free cad** - Aug 23 2022

web download cad block in dwg residential project complete building site plan all floor plans electrical distribution plumbing layout structural details are presented 974 75 kb

**modern 4 storey residential building plan elevation section dwg** - Oct 25 2022

web houses download dwg free 419 13 kb views project of a four story residential building includes plants sections and facades

*residential building plans free cad drawings* - Jul 02 2023

web residential building plan residential apartment with main entrance on the back and rooms in the front has living room kitchen terrace and laundry area in the private area

**3 story residential building in autocad cad 554 59 kb** - Nov 13 2021

*residential building in autocad cad download* - Mar 30 2023

web floor plan of a residential building divided into two blocks four apartments per level drawing in dwg format for free download front block distribution of living room kitchen

*bibliocad free cad blocks download 120k blocks* - Jan 28 2023

web jun 11 2021 in this post i am going to share the autocad plan for the proposed project of the residential building plan 30 x 60 with a detailed description and as well as

*home free cad drawings* - Jun 01 2023

web apr 17 2020 details model specifications review download this autocad download of a modern 4 storey residential building plan elevation section dwg this dwg blocks

**residential building 2807201 free cad drawings free cad** - Nov 25 2022

web download free residential building plan autocad blocks dwg and bim objects for revit rfa sketchup 3ds max etc

*constructing a security community in southeast asia* - Aug 14 2023

web mar 20 2014 in this third edition of constructing a security community in southeast asia amitav acharya offers a comprehensive and critical account of the evolution of the association of southeast asian nations asean norms and the viability of the asean

**constructing a security community in southeast asia google** - May 11 2023

web mar 26 2014 in this third edition of constructing a security community in southeast asia amitav acharya offers a comprehensive and critical account of the evolution of the

**constructing a security community in southeast asia** - Jul 13 2023

web jun 11 2009 abstract this second edition of constructing a security community in southeast asia takes the excellent framework from acharya s first edition and brings it up

**constructing a security community in southeast asia asean** - Dec 06 2022

web oct 19 2000 acharya a 2000 constructing a security community in southeast asia asean and the problem of regional order 1st ed routledge

*constructing a security community in southeast asia asean* - Aug 02 2022

web jul 22 2020 pdf constructing a security community in southeast asia asean and the problem of regional order 3rd edn 2014 find read and cite all the research you

*in southeast asia jstor* - Dec 26 2021

web merely said the constructing a security community in southeast as is universally compatible with any devices to read constructing a security community in southeast

**constructing a security community in southeast asia** - Nov 05 2022

web sep 1 2001 review constructing a security community in southeast asia shaun narine international journal 2001 56 3 536 537 share share social media email

*constructing a security community in southeast asia* - Sep 03 2022

web amitav acharya has written a valuable assessment of the experience over the past quarter century of attempting to create a security community in southeast asia through the

**constructing a security community in southeast asia** - Mar 09 2023

web jun 11 2009 this second edition of constructing a security community in southeast asia takes the excellent framework from acharya s first edition and brings it up to date

**constructing a security community in southeast asia asean** - Jan 07 2023

web constructing a security community in southeast asia is a groundbreaking work and an important landmark for the study of regional and international security the text under

*constructing a security community in southeast asia asean* - Oct 24 2021

**constructing a security community in southeast asia overdrive** - Mar 29 2022

web identity international relations of southeast asia and constructing a security community in southeast asia asean and the problem of regional order brown

**about the security content of ios 15 7 9 and ipados 15 7 9** - Aug 22 2021

constructing a security community in southeast asia - May 31 2022

web constructing a security community in southeast asia asean and the problem of regional order by amitav acharya london and new york routledge 2001 xx 234 pp

**asean and regional order revisiting security** - Feb 08 2023

web mar 26 2010 constructing a security community in southeast asia asean and the problem of regional order by amitav acharya london and new york routledge 2001

*constructing a security community in southeast asia open* - Nov 24 2021

web sep 11 2023 for more information about security see the apple product security page ios 15 7 9 and ipados 15 7 9 released september 11 2023 imageio available for

**constructing a security community in southeast asia google** - Apr 10 2023

web jun 11 2009 this second edition of constructing a security community in southeast asia takes the excellent framework from acharya s first edition and brings it up to date

*review constructing a security community in southeast asia* - Oct 04 2022

web nov 1 2002 john bresnan constructing a security community in southeast asia asean and the problem of regional order journal of asian studies 1 november 2002

*asean and regional order cscsea 3rd edn manuscript final* - Apr 29 2022

web jan 1 2001 this paper examines how the sco can function as a security community arguing that a strong collective

identity is only a sufficient condition for the establishment

**book review ide** - Feb 25 2022

web nov 1 2022 an edition of constructing a security community in southeast asia 2000 constructing a security community in southeast asia asean and the problem of

**constructing a security community in southeast asia** - Jan 27 2022

web constructing a security community in southeast asia asean and the problem of regional order politics in asia acharya amitav amazon com tr kitap Çerez

*pdf review of constructing a security community in southeast* - Jun 12 2023

web jan 1 2017 pdf on jan 1 2017 william j jones published review of constructing a security community in southeast asia asean and the problem of regional order

constructing a security community in southeast as - Sep 22 2021

constructing a security community in southeast proquest - Jul 01 2022

web mar 26 2014 in this third edition of constructing a security community in southeast asia amitav acharya offers a comprehensive and critical account of the evolution of the